



QH

BIG LIFTS, BIG SOLUTIONS

Hidrali

YOUR PARTNER FOR PRODUCT RANGE

Working on major projects calls for equally magnificent solutions. To that end, Hidral has developed an entire family of large and robust lifts targeted at the vertical transportation of large loads. The QH family of lifts offers specific solutions adapted to different segments.

Flexibility is much more than just a standard for Hidral, that is why the lifts in the extensive QH family adapt perfectly to different environments and applications:

- QHP: vertical transportation of large volumes of people and goods.
- QHG: vertical transportation of heavy goods.
- QHV: vertical transportation of vehicles for apartment buildings, offices and public car parks etc.
- QHJ: special lifts for transporting all types of freight in any environment.

More adaptable, customised solutions. These lifts have extra details and specific finishes to optimize performance, efficiency and safety, as they are designed to become basic and essential tools for the environment in which they are located. That is why they adapt to all types of architecture, with maximum flexibility and excellent features for the most demanding environments.

Plus, with all the benefits of a hydraulic lift: greater safety and space optimisation, more economical than an electric lift and more energy-efficient (only consuming energy on the way up).

As well as the specific advantages of each lift in this family, there is also the fact that Hidral manufactures all the parts, so it has the know-how and therefore greater control over manufacturing and delivery times.



All Hidral products and services are guaranteed by an AENOR (Spanish Association for Standardisation and Certification) certificate. This certificate certifies that Hidral's Quality System is managed, designed and implemented in accordance with International Standard ISO 9001:2000. It is also an extra guarantee for its customers, who know they can trust its commitment and expertise.

QHP ◀ LIFT

THE MOST COMFORTABLE AND
FUNCTIONAL LIFT FOR HEAVY VISITOR TRAFFIC



Acceso a atención al cliente

Hidral
Hydraulic system

2
Hidral
Hydraulic system

1

2

NO TILDEAR LOS
SENSORES EN
CASO DE INCENDIO



FOR LARGE VOLUMES OF PEOPLE AND GOODS


The QHP lift is the solution to the need to vertically lift a large volume of people in busy public buildings such as: shopping centres, supermarkets, airports, offices and hotels etc.

Comfort sets this lift apart from the rest. A smooth journey and precision at the stops is provided by an electronic valve, which also cuts down energy consumption. And for greater security, safety barriers are included at the entry points.

GENERAL CHARACTERISTICS

Load capacity	2000 - 6000 kg., 26 - 80 persons (According to EN 81.2 Standard Table 1.1)
Maximum travel (*)	21 m; Max. 6 stops
Car height	2200 - 2400 mm
Speed	0.2 - 0.6 m/s
Entrance	Single or double (180°)
Control	Selective on descent and ascent (duplex or triplex)

(*) For longer travel, please enquire.



1. Car operating panel. 2. TFT cabin operating panel. 3. Floor operating panel. 4. Floor operating panel with selective control. 5. Position and direction indicator at landing (30 and 40 mm). Optional. 6. Direction indicator at landing. Optional.

AESTHETIC AND FUNCTIONAL SOLUTIONS

The QHP lift is not only robust, efficient and comfortable, it also adapts to your aesthetic requirements (combining materials and colours) and functional needs.

In the car


- Walls in painted sheet metal (standard RAL 7035), brushed stainless steel, textured stainless steel (linen, diamond), laminate or glass.
- Painted doors, in brushed stainless steel, textured stainless steel, glass or large peephole.
- Ceilings/lighting: Downlight lamp or LED downlight and false ceiling with translucent surface, LED panels or LED spotlights. The false ceiling can be painted or in stainless steel.
- Skirting boards, straight or curved handrails in polished stainless steel.
- Aluminium or reinforced aluminium sill.
- Wooden protection bumpers or plastic crash rails.
- Complete operating panel in brushed stainless steel, flush with wall. May include:
 - Acoustic and visual signals. Voice synthesiser with position information (according to EN 81-70).
 - Vandal-resistant (according to EN 81-71).
 - Arrival gong.

At landing

- Landing doors with a painted, brushed stainless steel, glass or large peephole finish, with cutout for the operating panel and floor display.

QHG ◀ LIFT

HARD-WORKING, UP FOR ANY JOB



MUY FRAGIL



FOR VERY HEAVY LOADS


The QHG lift is designed to make the vertical transportation of heavy loads easy and flexible in any setting.

As well as an electric anti-creep system for automatic re-levelling, it can include additional equipment for independent fast re-levelling (providing greater re-levelling speed and precision) or a mechanical anti-creep device that ensures the cabin is completely flush with the landing during the loading and unloading process.

GENERAL CHARACTERISTICS

Load capacity	1500 - 6000 kg. (According to EN 81.2 Standard Table 1.1)
Maximum travel (*)	21 m; Max. 6 stops
Car height	2200 - 2800 mm
Speed	0.2 - 0.6 m/s
Entrance	Single or double (180°)
Control	Universal

(*) For longer travel, please enquire.



1. QHG Car. 2. Car operating panel. 3. Floor operating panel. 4. Position indicator at landing.

AESTHETIC AND FUNCTIONAL SOLUTIONS

In the car

- Walls in painted sheet metal (standard RAL 7035) or brushed stainless steel.
- Doors with a painted or stainless steel finish.
- Floor in painted high-grip treadplate, aluminium diamond plate or stainless steel diamond plate (other possibilities available upon request).
- Downlight lamps or LED downlights.
- Reinforced sill in different materials, depending on use.
- Protection bumpers in wood, painted sheet metal or high resistance tubular.
- Stainless steel operating panel with priority key switch.

At landing

- Landing doors with a paint or stainless steel finish.
- Operating panel embedded in the doorframe or received on the floor.
- Option of including the floor display.

QHV ◀ LIFT

ASCENDS AND DESCENDS ON WHEELS



MAKES MAXIMUM USE OF SPACE


A car lift especially designed for apartment buildings, offices, public car parks and any other place where it is essential to make the best use of the space.

To provide greater safety, it includes vehicle centring and, optionally, a switched double central panel or emergency motor-pump group for use in the case the main drive group breaks down.

GENERAL CHARACTERISTICS

Load capacity	3500, 4000, 4500 and 5000 kg. (According to EN 81.2 Standard Table 1.1)
Maximum travel (*)	21 m; Max. 4 stops
A (car width)	2400 - 3000
B (car depth)	5000 - 6000
Car height	2200 - 2,800 mm
Speed	0.2 - 0.6 m/s
Entrances/accesses	Single or double (180°)
Control	Universal and Duplex (optional)

(*) For longer travel, please enquire.



1. QHV Car. 2. Exterior traffic signalling light. 3. Car operating panel with vehicle centring indicator. 4. Position indicator at landing . 5. Floor operating panel.

AESTHETIC AND FUNCTIONAL SOLUTIONS

In the car

- Walls in steel sheet metal with painted finishes (standard colour RAL 7035).
- Doors with painted finishes.
- Standard floor made from painted high-grip treadplate or aluminium diamond plate.
- Downlight lamps or LED downlights.
- Standard aluminium or reinforced aluminium sill.
- Protection wooden bumpers.
- Ventilation, exhaust ventilation (optional) and trap door in cabin roof (optional).
- Remote controls (optional).
- Traffic light for smoother control of incoming and outgoing traffic (optional).
- Operating panel on stainless steel plate, including one in each entrance zone.

At landing

- Landing doors with a paint finish and the operating panel embedded in the doorframe or received on the floor, which can, optionally, include the floor display.

QHJUMBO ◀

THE GIANT OF VERSATILITY



Museums, theatres, large vehicle maintenance and sales areas etc. These are facilities that differ greatly from one another, but which have a particular feature in common: they need an elevation system to handle large freight volumes. For all these cases, QH Jumbo is the solution.

This giant of versatility adapts 100% to any requirement, offering multiple possibilities: variable car dimensions, for very heavy loads where functionality is of the utmost importance.

QH Jumbo is made from the materials best suited for operating in special environments (humid or corrosive environments, areas exposed to the elements, with a risk of explosion or fire...).




FINISHES

WALLS

Painted in RAL 7035 (standard).
Available in other colours. QHP, QHG, QHV.



Veneer laminate panneling. Available in 30 colours from the Formica Arplus range. QHP.



In stainless steel.



Stainless steel brushed-plate cabin, standard.
QHP, QHG.



Stainless steel diamond-plate cabin.
QHP.



Stainless steel linen-plate cabin.
QHP.

Panoramic cars



QHP.


CEILING/LIGHTING



Standard Downlight. QHP, QHG, QHV.



False ceiling with translucent light on painted sheet metal or brushed stainless steel. QHP.



LED panels on false ceilings in painted sheet metal or brushed stainless steel. QHP.



LED spotlights on false ceiling in painted sheet metal or brushed stainless steel. QHP.




LED Downlight. QHP, QHG, QHV.

FLOORS




Painted high-grip treadplate, standard.
QHP, QHG, QHV.



Non-slip vinyl floor.
QHP.



Black checker-stud rubber floor.
QHP.



Aluminium diamond-plate floor.
QHP, QHG, QHV.



Stainless steel diamond-plate floor.
QHP, QHG.

HANDRAILS



Curved handrail. QHP.



Straight handrail. QHP.

PROTECTION



Wood. QHP, QHG, QHV.



Plastic crash rails. QHP.



Steel plate. QHG.



QHG high resistance tubular.